



## ARMOUR RESIDENTIAL REIT, Inc. Company Update

2/11/2022

*ARMOUR seeks to create shareholder value through thoughtful investment and risk management that produces current yield and superior risk adjusted returns over the long term.*

*Our focus on residential real estate finance supports home ownership for a broad and diverse spectrum of Americans by bringing private capital into the mortgage markets.*

## PLEASE READ: Important Note Regarding Forward Looking Statements and Estimates

- Certain statements made in this presentation regarding ARMOUR Residential REIT, Inc. (“ARMOUR” or the “Company”), and any other statements regarding ARMOUR’s future expectations, beliefs, goals or prospects constitute “forward-looking statements” made within the meaning of the safe harbor provisions of the United States Private Securities Litigation Reform Act of 1995. Any statements that are not statements of historical fact (including statements containing the words “expect,” “estimate,” “project,” “budget,” “forecast,” “anticipate,” “intend,” “plan,” “may,” “will,” “could,” “should,” “believes,” “predicts,” “potential,” “continue,” and similar expressions) should also be considered forward-looking statements. Forward-looking statements include but are not limited to statements regarding the projections and future plans for ARMOUR’s business, growth and operational improvements. Because forward-looking statements relate to the future, they are subject to inherent uncertainties, risks and changes in circumstances that are difficult to predict and many of which are outside of ARMOUR’s control. A number of important factors could cause actual results or events to differ materially from those indicated by such forward-looking statements. Additional information concerning these factors and risks are contained in the Company’s most recent annual and quarterly reports and other reports filed with the Securities and Exchange Commission. ARMOUR assumes no obligation to update the information in this communication, except as otherwise required by law. Readers are cautioned not to place undue reliance on these forward-looking statements, which speak only as of the date hereof.
- This material is for information purposes only and does not constitute an offer to sell, a solicitation of an offer to buy, or a recommendation for any securities or financial instruments. The statements, information and estimates contained herein are based on information that the Company believes to be reliable as of today's date unless otherwise indicated. ARMOUR cannot guarantee future results, levels of activity, performance or achievements.
- Pricing and duration information are estimates provided by independent third-party providers based on models that require inputs and assumptions. Actual realized prices and durations will depend on a number of factors that cannot be predicted with certainty and may be materially different from estimates.
- Estimates do not reflect any costs of operation of ARMOUR.
- **THE INFORMATION PRESENTED HEREIN IS UNAUDITED AND NOT REVIEWED BY OUR INDEPENDENT PUBLIC ACCOUNTANTS.**



ARMOUR manages an investment portfolio consisting of mortgage-backed securities issued or guaranteed by U.S. Government-sponsored enterprises (“GSEs”), Treasury securities, and cash.

## 1 Stockholders' Equity and Liquidity

- Stockholders' Equity at the end of Q4 2021 totaled \$1,144 million, including the 7.00% Series C Cumulative Redeemable Preferred Stock ("Series C Preferred") with liquidation preference totaling \$171 million.
- January 31, 2022 liquidity was \$809 million, consisting of \$310 million cash & \$499 million unlevered Agency and US Treasury securities.

## 2 Dividend Policy

- ARMOUR pays dividends monthly.
- The Company previously announced the February common stock dividend of \$0.10 per share payable on February 28, 2022 to holders of record on February 15, 2022.
- Since inception in November 2009, ARMOUR has paid out \$1.8 billion in dividends.<sup>(1)</sup>

## 3 Shareholder Alignment

- Returned \$268 million to common shareholders through share repurchases since 2013.
- Senior management maintains common stock ownership in excess of \$5.75 million aggregate target.
- Managed preferred shares through repurchases, calls, and refinancing to maximize value in capital structure.

## 4 Transparency and Governance

- Updated portfolio and liability details can be found monthly at [www.armourreit.com](http://www.armourreit.com).
- Non-Executive Board Chairman and separate Lead Independent Director.

## 5 ARMOUR REIT Manager

- ARMOUR REIT is externally managed by ARMOUR Capital Management LP.
- ARMOUR Capital Management LP is the majority owner of BUCKLER Securities, a FINRA registered broker-dealer.

(1) Includes both common and preferred stock dividends through January 2022.

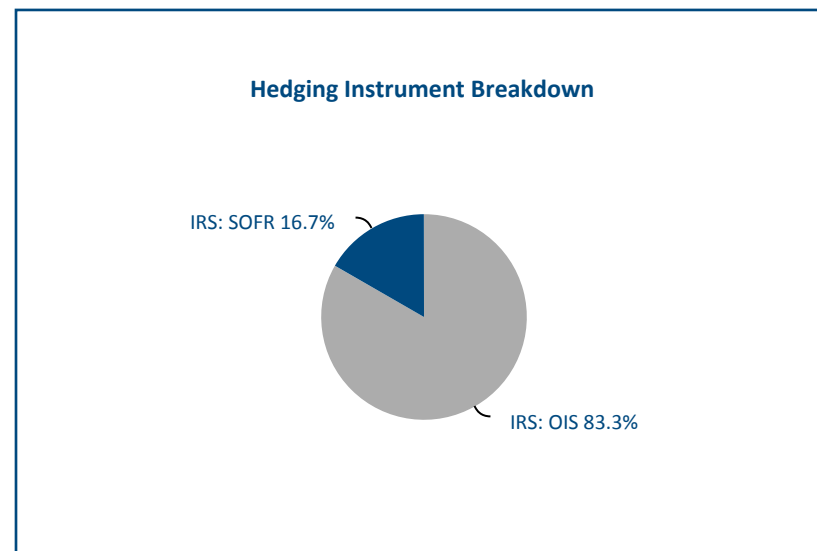
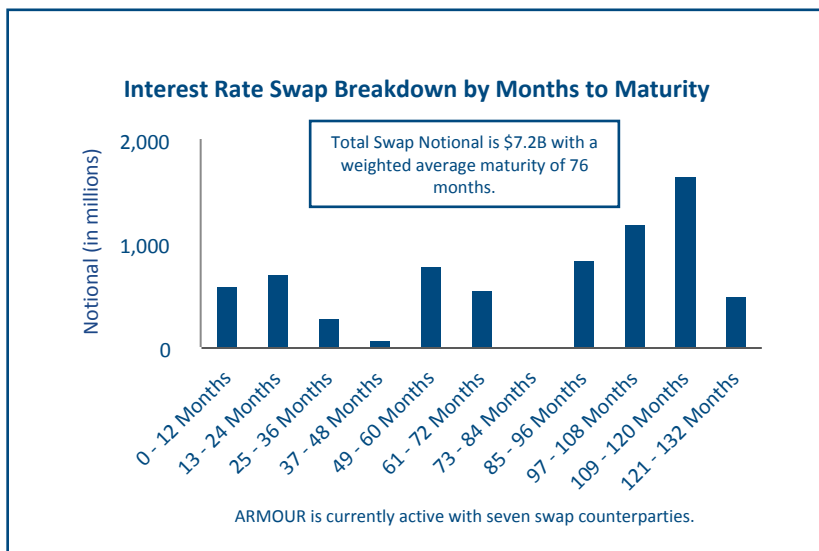


# ARMOUR Portfolio Composition

Securities	% of Portfolio	Current Value (millions)	Weighted Average Book Price	Weighted Average Market Price	Weighted Average Net/Gross Coupon	Estimated Effective Duration
Agency ARMs & Hybrids	0.3%	\$20.1	101.9%	102.4%	1.84/2.44	1.14
Agency Multifamily Ballooning in 120 Months or Less	12.6%	\$1,007.6	102.1%	110.2%	3.70/4.59	5.91
Agency Fixed Rates Maturing Between 0 and 180 Months	6.0%	\$480.4	105.5%	103.9%	2.86/3.51	3.44
Agency Fixed Rates Maturing Between 181 and 360 Months	42.0%	\$3,368.0	104.9%	101.6%	2.74/3.39	6.18
US Treasury	13.4%	\$1,075.5	98.0%	97.8%	1.21/1.22	5.92
<b>Agency &amp; US Treasury Portfolio</b>	<b>74.2%</b>	<b>\$5,951.6</b>				
Agency 15Y TBA Long Dollar Roll	11.9%	\$952.7	101.9%	100.3%	2.00/ N/A	4.43
Agency 30Y TBA Long Dollar Roll	14.0%	\$1,121.5	102.6%	102.0%	3.00/ N/A	4.76
<b>Net TBA Portfolio</b>	<b>25.8%</b>	<b>\$2,074.2</b>				
<b>Total Portfolio</b>	<b>100.0%</b>	<b>\$8,025.8</b>				

- Approximately 97% of ARMOUR's Agency portfolio positions (excluding TBA positions) benefit from favorable prepayment characteristics, including:
  - 21% have prepayment penalties (Agency Multifamily).
  - 61% have loan balances less than or equal to 225k.
  - 15% have 100% loans in geographies with additional taxes on refinancing and cashout transactions such as TX, FL, and NY.
  - 1% have loan-to-value ratios greater than 95%, FICO scores of less than 700 or seasoning of greater than 24 months.





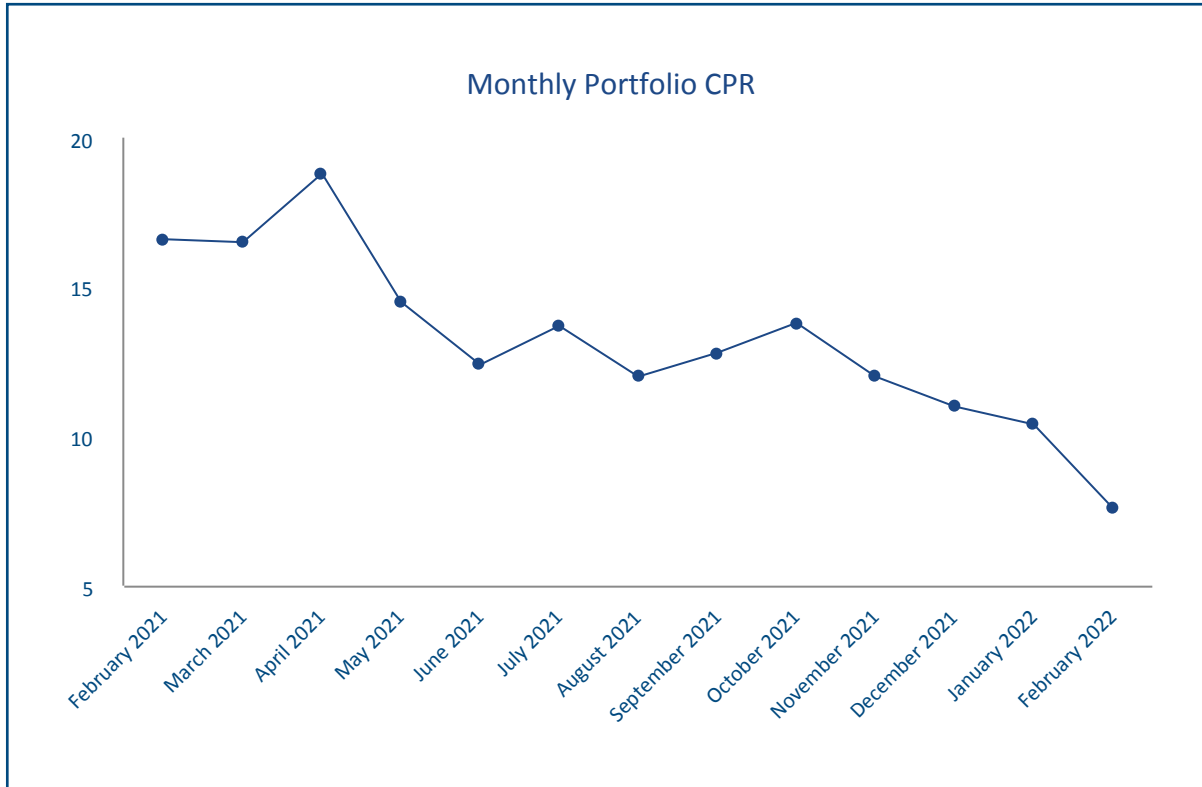
Repurchase Agreements					
Repo Counterparty	Principal Borrowed (millions)	% of Repo Positions	Wtd. Avg. Original Term	Wtd. Avg. Remaining Days	Longest Remaining Term in Days
BUCKLER Securities LLC <sup>(1)</sup>	\$2,781	53%	49	19	59
All Other Counterparties <sup>(2)</sup>	\$2,502	47%	52	23	59
<b>Total or Wtd. Avg.</b>	<b>\$5,283</b>	<b>100%</b>	<b>50</b>	<b>21</b>	

(1) BUCKLER Securities LLC is a FINRA registered broker-dealer affiliated with ARMOUR REIT.

(2) ARMOUR is currently borrowing from 19 repo counterparties and ARMOUR has active MRAs with 35 counterparties.

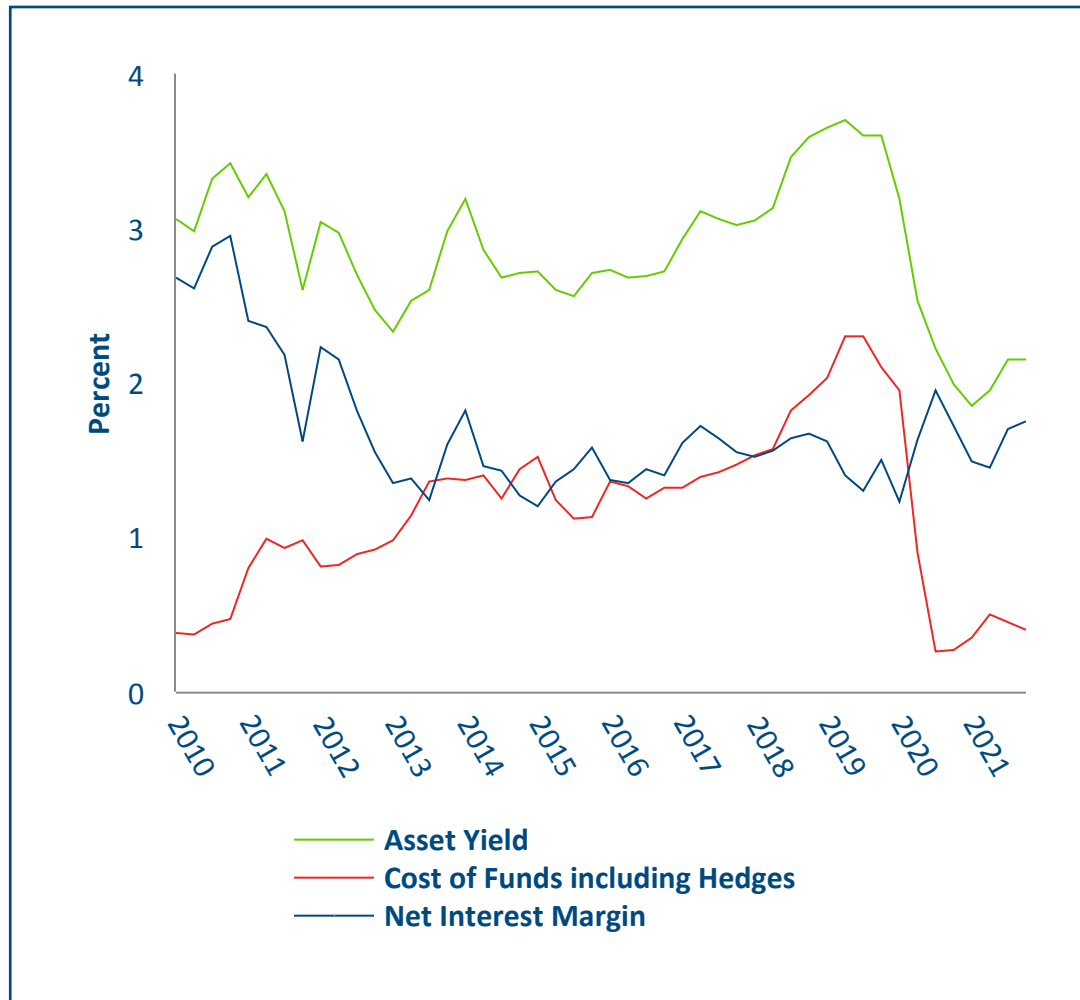


# ARMOUR's Agency Portfolio Constant Prepayment Rates ("CPR")



Constant Prepayment Rate ("CPR") is the annualized equivalent of single monthly mortality ("SMM"). CPR attempts to predict the percentage of principal that will prepay over the next twelve months based on historical principal pay downs. CPR is reported on the 4th business day of the month for the previous month's prepayment activity.







**ARMOUR Residential REIT, Inc.**

3001 Ocean Drive  
Suite 201  
Vero Beach, FL 32963

[armoureit.com](http://armoureit.com)  
772-617-4340